

**PREGAME 2009**

-----

**1. TAP OUT**

Drumline taps out to position from North endzone; all rest at parade rest in off field positions on ramps.

-----

**2. ROLLIN' RUN-ON CADENCE**

Drum Majors call band to attention at run-on tempo. Drumline MT all cts; All rest run down ramps and onto field with high energy and enthusiasm in lines, then turn toward middle of field and run into position; continue run-on step in place until halt figure.

On halt figure, all close and horns up fanned out around stadium.

-----

**3. CU FANFARE**

All Hold and play CU Fanfare while facing in direction of close.

Director Viewpoint

**4. DRUM TRANSITION (24 cts)**  
 All adjust 20 cts (low step); horns stay up and in direction of march.  
 Then, all MT or Turn 4 cts to end facing directly east.

**5. FIGHT INTRO'S (3X)**  
 1X - Hold and play to east side.  
 HIGH Step Turn in place 8 cts to right; end facing directly west ("Fight, Fight, Go CU!").  
 2X - Hold (close on count 1) and play to west side.  
 HIGH Step Turn in place 8 cts to left; end facing south endzone ("Fight, Fight, Go CU!").  
 3X - Hold (close on count 1) and play to south endzone.  
 HIGH MT 8 cts still facing south ("Fight, Fight, Go CU!").

Director Viewpoint

25

0 5 10 15 20 25 30 35 40 45 50 45 40 35 30 25 20 15 10 5 0

6. FIGHT CU - 1st time

All forward march 64 cts (8 to 5, low step).

0 5 10 15 20 25 30 35 40 45 50 45 40 35 30 25 20 15 10 5 0

20-G F-1

19-G F-1

18-G F-1

17-G F-1

16-G F-1

15-G F-1

14-G F-1

13-G F-1

12-G F-1

11-G F-1

10-G F-1

9-G F-1

8-G F-1

7-G F-1

6-G F-1

5-G F-1

4-G F-1

3-G F-1

2-G F-1

1-G F-1

1-P U<sup>10</sup>

2-P U<sup>9</sup>

3-P U<sup>8</sup>

4-P U<sup>7</sup>

5-P U<sup>6</sup>

6-P U<sup>5</sup>

7-P U<sup>4</sup>

8-P U<sup>3</sup>

9-P U<sup>2</sup>

10-P U<sup>1</sup>

11-P B<sup>1</sup>

12-P B<sup>2</sup>

13-P B<sup>3</sup>

14-P B<sup>4</sup>

15-P B<sup>5</sup>

16-P B<sup>6</sup>

17-P B<sup>7</sup>

18-P B<sup>8</sup>

19-P B<sup>9</sup>

20-P B<sup>10</sup>

1-E<sub>6</sub> E<sub>7</sub> E<sub>8</sub> E<sub>9</sub> E<sub>10</sub> B<sub>16</sub> B<sub>15</sub> B<sub>14</sub> B<sub>13</sub> B<sub>12</sub> B<sub>11</sub> B<sub>10</sub> B<sub>9</sub> B<sub>8</sub> B<sub>7</sub> B<sub>6</sub> B<sub>5</sub> B<sub>4</sub> B<sub>3</sub> B<sub>2</sub> B<sub>1</sub>

1-E<sub>5</sub> E<sub>4</sub> E<sub>3</sub> E<sub>2</sub> E<sub>1</sub> R<sub>16</sub> R<sub>15</sub> R<sub>14</sub> R<sub>13</sub> R<sub>12</sub> R<sub>11</sub> R<sub>10</sub> R<sub>9</sub> R<sub>8</sub> R<sub>7</sub> R<sub>6</sub> R<sub>5</sub> R<sub>4</sub> R<sub>3</sub> R<sub>2</sub> R<sub>1</sub>

1-R<sub>6</sub> R<sub>7</sub> R<sub>8</sub> R<sub>9</sub> R<sub>10</sub> R<sub>11</sub> R<sub>12</sub> R<sub>13</sub> R<sub>14</sub> R<sub>15</sub> R<sub>16</sub> R<sub>17</sub> R<sub>18</sub> R<sub>19</sub> R<sub>20</sub> R<sub>21</sub> R<sub>22</sub> R<sub>23</sub> R<sub>24</sub> R<sub>25</sub> R<sub>26</sub> R<sub>27</sub> R<sub>28</sub> R<sub>29</sub> R<sub>30</sub> R<sub>31</sub> R<sub>32</sub> R<sub>33</sub> R<sub>34</sub> R<sub>35</sub> R<sub>36</sub> R<sub>37</sub> R<sub>38</sub> R<sub>39</sub> R<sub>40</sub> R<sub>41</sub> R<sub>42</sub> R<sub>43</sub> R<sub>44</sub> R<sub>45</sub> R<sub>46</sub> R<sub>47</sub> R<sub>48</sub> R<sub>49</sub> R<sub>50</sub>

1-X<sub>1</sub> X<sub>2</sub> X<sub>3</sub> X<sub>4</sub> X<sub>5</sub> X<sub>6</sub> X<sub>7</sub> X<sub>8</sub> X<sub>9</sub> X<sub>10</sub> X<sub>11</sub> X<sub>12</sub> X<sub>13</sub> X<sub>14</sub> X<sub>15</sub> X<sub>16</sub> X<sub>17</sub> X<sub>18</sub> X<sub>19</sub> X<sub>20</sub> X<sub>21</sub> X<sub>22</sub> X<sub>23</sub> X<sub>24</sub> X<sub>25</sub> X<sub>26</sub> X<sub>27</sub> X<sub>28</sub> X<sub>29</sub> X<sub>30</sub> X<sub>31</sub> X<sub>32</sub> X<sub>33</sub> X<sub>34</sub> X<sub>35</sub> X<sub>36</sub> X<sub>37</sub> X<sub>38</sub> X<sub>39</sub> X<sub>40</sub> X<sub>41</sub> X<sub>42</sub> X<sub>43</sub> X<sub>44</sub> X<sub>45</sub> X<sub>46</sub> X<sub>47</sub> X<sub>48</sub> X<sub>49</sub> X<sub>50</sub>

1-Y<sub>4</sub> Y<sub>3</sub> Y<sub>2</sub> Y<sub>1</sub> Y<sub>20</sub> Y<sub>19</sub> Y<sub>18</sub> Y<sub>17</sub> Y<sub>16</sub> Y<sub>15</sub> Y<sub>14</sub> Y<sub>13</sub> Y<sub>12</sub> Y<sub>11</sub> Y<sub>10</sub> Y<sub>9</sub> Y<sub>8</sub> Y<sub>7</sub> Y<sub>6</sub> Y<sub>5</sub> Y<sub>4</sub> Y<sub>3</sub> Y<sub>2</sub> Y<sub>1</sub>

1-T<sub>20</sub> T<sub>19</sub> T<sub>18</sub> T<sub>17</sub> T<sub>16</sub> T<sub>15</sub> T<sub>14</sub> T<sub>13</sub> T<sub>12</sub> T<sub>11</sub> T<sub>10</sub> T<sub>9</sub> T<sub>8</sub> T<sub>7</sub> T<sub>6</sub> T<sub>5</sub> T<sub>4</sub> T<sub>3</sub> T<sub>2</sub> T<sub>1</sub> T<sub>1</sub> T<sub>2</sub> T<sub>3</sub> T<sub>4</sub> T<sub>5</sub> T<sub>6</sub> T<sub>7</sub> T<sub>8</sub> T<sub>9</sub> T<sub>10</sub> T<sub>11</sub> T<sub>12</sub> T<sub>13</sub> T<sub>14</sub> T<sub>15</sub> T<sub>16</sub> T<sub>17</sub> T<sub>18</sub> T<sub>19</sub> T<sub>20</sub>


1-M<sub>6</sub> C<sub>7</sub> C<sub>8</sub> C<sub>9</sub> C<sub>10</sub> C<sub>11</sub> C<sub>12</sub> C<sub>13</sub> C<sub>14</sub> C<sub>15</sub> C<sub>16</sub> C<sub>17</sub> C<sub>18</sub> C<sub>19</sub> C<sub>20</sub> C<sub>21</sub> C<sub>22</sub> C<sub>23</sub> C<sub>24</sub> C<sub>25</sub> C<sub>26</sub> C<sub>27</sub> C<sub>28</sub> C<sub>29</sub> C<sub>30</sub> C<sub>31</sub> C<sub>32</sub> C<sub>33</sub> C<sub>34</sub> C<sub>35</sub> C<sub>36</sub> C<sub>37</sub> C<sub>38</sub> C<sub>39</sub> C<sub>40</sub> C<sub>41</sub> C<sub>42</sub> C<sub>43</sub> C<sub>44</sub> C<sub>45</sub> C<sub>46</sub> C<sub>47</sub> C<sub>48</sub> C<sub>49</sub> C<sub>50</sub>

1-A<sub>2</sub> A<sub>3</sub> A<sub>4</sub> A<sub>5</sub> A<sub>6</sub> A<sub>7</sub> A<sub>8</sub> A<sub>9</sub> A<sub>10</sub> A<sub>11</sub> A<sub>12</sub> A<sub>13</sub> A<sub>14</sub> A<sub>15</sub> A<sub>16</sub> A<sub>17</sub> A<sub>18</sub> A<sub>19</sub> A<sub>20</sub> A<sub>21</sub> A<sub>22</sub> A<sub>23</sub> A<sub>24</sub> A<sub>25</sub> A<sub>26</sub> A<sub>27</sub> A<sub>28</sub> A<sub>29</sub> A<sub>30</sub> A<sub>31</sub> A<sub>32</sub> A<sub>33</sub> A<sub>34</sub> A<sub>35</sub> A<sub>36</sub> A<sub>37</sub> A<sub>38</sub> A<sub>39</sub> A<sub>40</sub> A<sub>41</sub> A<sub>42</sub> A<sub>43</sub> A<sub>44</sub> A<sub>45</sub> A<sub>46</sub> A<sub>47</sub> A<sub>48</sub> A<sub>49</sub> A<sub>50</sub>

0 5 10 15 20 25 30 35 40 45 50 45 40 35 30 25 20 15 10 5 0

Director Viewpoint





Director Viewpoint

25

8. FIGHT CU - 2nd time (con't)

Adjust 16 cts (low step) back to interlocking CU facing west or MT 12 cts and Turn 4 cts (left) 4 cts and halt; horns down on the halt.


9. CU ALMA MATER

Slow horns up; All Hold while playing Alma Mater; slow horns down.

10. STARS AND STRIPES FOREVER

Drumline roll off; horns up on count 5 of roll off.

All Hold 8 cts (mm. 1-4).



Director Viewpoint

10. STARS AND STRIPES FOREVER (con't)  
All Adjust 16 cts (mm. 5-12); bells front.

Director Viewpoint

25

10. STARS AND STRIPES FOREVER (con't)

MT 16 cts (mm. 13-21/2nd ending); bells front).

Guard / Dance Adjust 16 cts.

0 5 10 15 20 25 30 35 40 45 50 45 40 35 30 25 20 15 10 5 0

0 5 10 15 20 25 30 35 40 45 50 45 40 35 30 25 20 15 10 5 0

Director Viewpoint

**10. STARS AND STRIPES FOREVER (con't)**  
 All Adjust 16 cts (mm. 22-29); bells in direction of move.

The diagram shows a 25x20 grid with the following elements:

- Row 1 (Top):** Labeled 1-G, 2-G, 3-G, 4-G, 5-G, 6-G, 7-G, 8-G, 9-G, 10-G, 11-G, 12-G, 13-G, 14-G, 15-G, 16-G, 17-G, 18-G, 19-G, 20-G.
- Row 2:** Labeled U-9, U-6, U-3, U-1.
- Row 3:** Labeled U-10, U-7, U-4, U-2.
- Row 4:** Labeled U-11, U-8, U-5.
- Row 5:** Labeled 1-P, 2-P, 3-P, 4-P, 5-P, 6-P, 7-P, 8-P, 9-P, 10-P, 11-P, 12-P, 13-P.
- Row 6:** Labeled E-10, E-9, E-8, E-1, %, %, %, %, %, O-6, O-5, O-4, O-3, O-2, O-1, C-1, C-2, C-3, C-4, C-5.
- Row 7:** Labeled E-7, E-6, E-5, E-4, X-7, X-6, X-5, X-4, X-3, X-2, X-1, Y-8, Y-7, Y-6, Y-5, Y-4, Y-3, Y-2, Y-1, C-7, C-8, C-9, C-10, C-11.
- Row 8:** Labeled E-3, E-2, E-1, R-2, R-3, R-4, R-5, R-6, R-7, R-8, R-9, R-10, T-11, T-12, T-13, T-14, T-15, T-16, T-17, T-18, T-19, T-20.
- Row 9:** Labeled P-14, P-15, P-16, P-17, P-18, P-19, P-20, T-10, T-9, T-8, T-7, M-1, M-2, M-3, M-4, M-5, M-6, M-7, M-8, M-9, M-10, M-11, M-12.
- Row 10:** Labeled P-21, P-22, P-23, P-24, T-6, T-5, T-4, T-3, T-2, T-1, A-1, A-2, A-3, A-4, A-5, A-6, A-7, A-8, A-9, A-10, A-11, A-12, A-13.
- Row 11 (Bottom):** Labeled F-1, F-2, F-3, F-4, F-5, F-6, F-7, F-8, F-9, F-10, F-11, F-12, F-13.

Director Viewpoint

25

10. STARS AND STRIPES FOREVER (con't)

Flank to east and MT 16 cts (mm. 30-38/2nd ending); bells toward east side.

Sousas, Dance, Guard Adjust 16 cts.

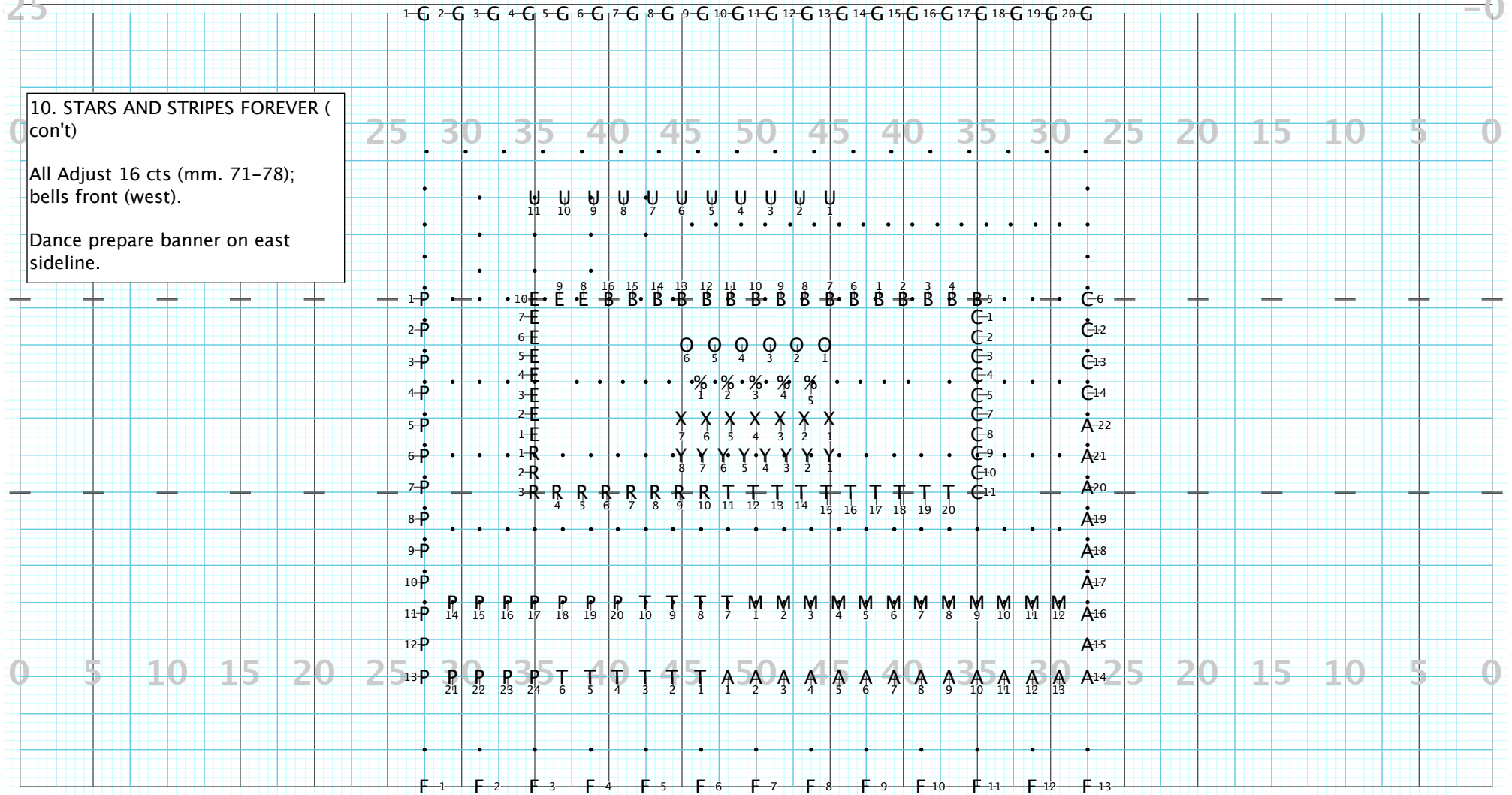
[mm. 39-70 CUT]

The chart is a 25x13 grid. The top and bottom edges are labeled with numbers 0, 5, 10, 15, 20, 25. The chart contains various musical and marching symbols such as G, U, P, B, C, A, T, M, F, and R, often with subscripts. A box on the left contains instructions for the drill. A 'Director Viewpoint' label is at the bottom center.

Director Viewpoint

25

10. STARS AND STRIPES FOREVER (con't)  
 All Adjust 16 cts (mm. 71-78); bells front (west).  
 Dance prepare banner on east sideline.



Director Viewpoint


25

0

10. STARS AND STRIPES FOREVER (con't)

All Adjust 16 cts (mm. 79-86); bells front.

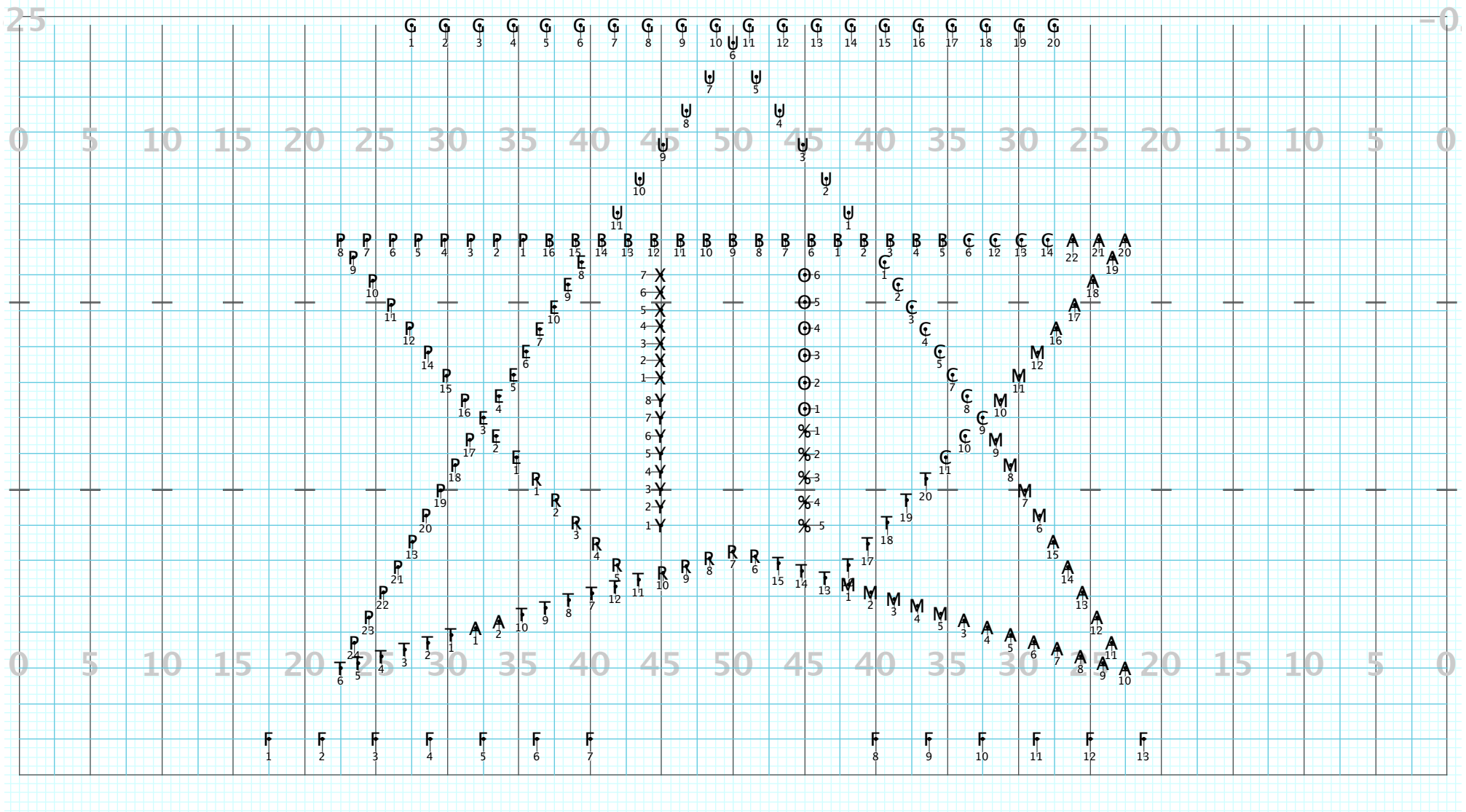
Dance continue to prepare banner on east sideline.



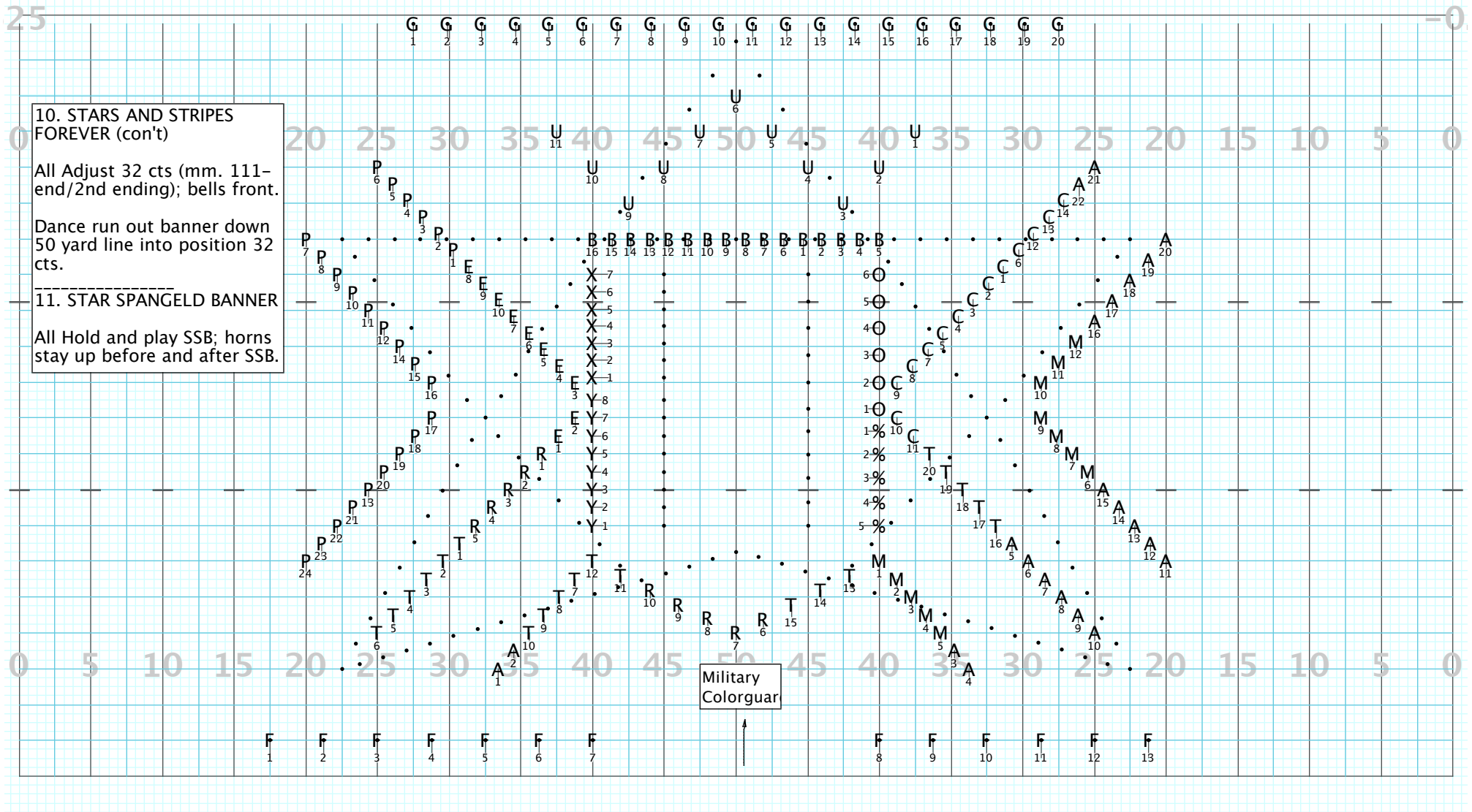
Director Viewpoint

10. STARS AND STRIPES FOREVER (con't)  
All Adjust 16 cts (mm. 87-94); bells front.  
Then, all Hold 32 cts (mm. 95-110).  
Dance continue to prepare banner on east sideline.

Director Viewpoint



Director Viewpoint




10. STARS AND STRIPES FOREVER (con't)  
 All Adjust 32 cts (mm. 111-end/2nd ending); bells front.  
 Dance run out banner down 50 yard line into position 32 cts.

---

11. STAR SPANGELD BANNER  
 All Hold and play SSB; horns stay up before and after SSB.

Military Colonguar

Director Viewpoint

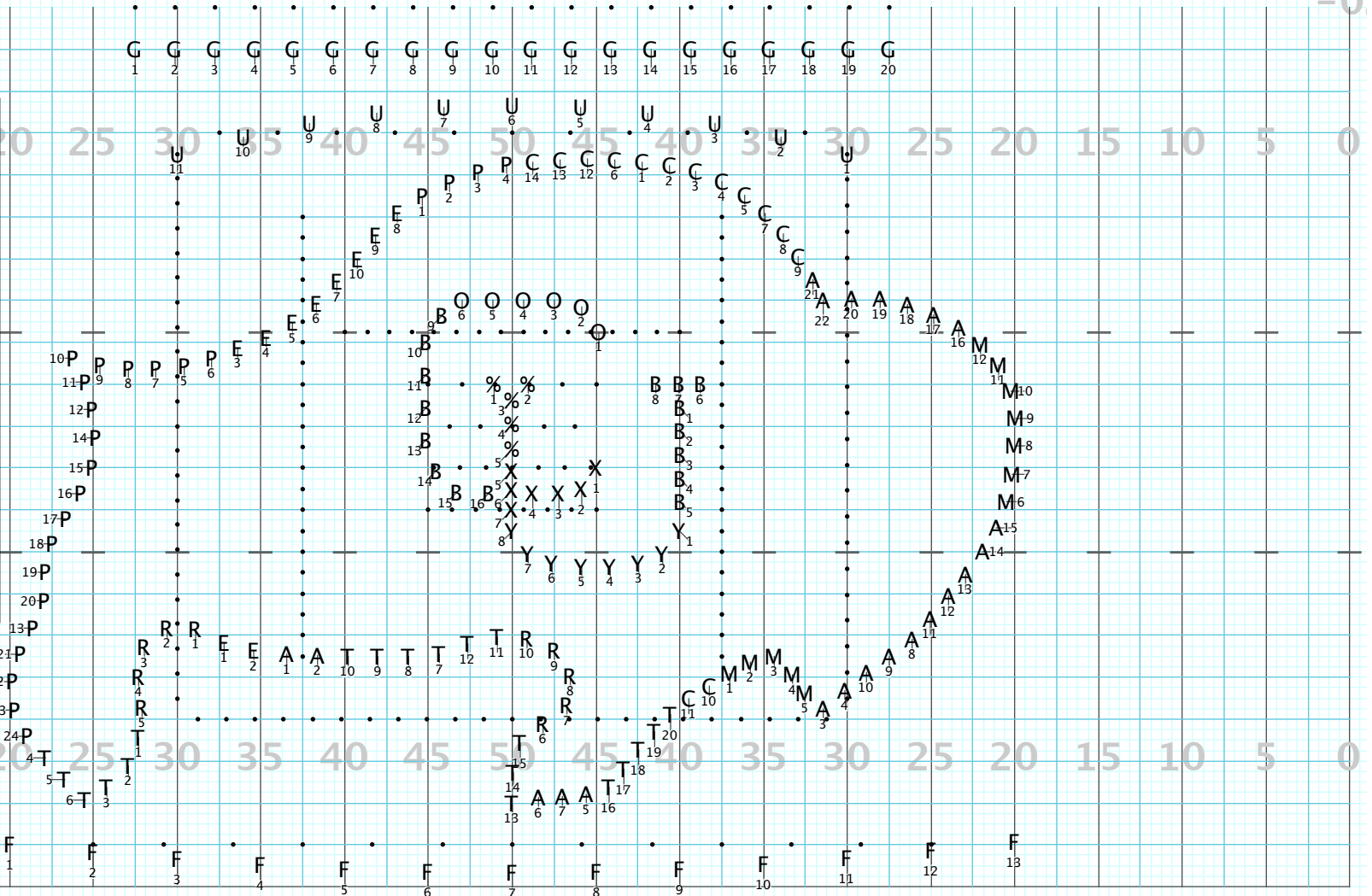


25

12. GO COLORADO (con't)  
 Adjust 16 cts (low step); bells in direction of move;  
 Then those in outline of buffalo flank right to face around the form; all others flank west.  
 Dance be back out on field by end of Go Colorado.

---

13. GLORY COLORADO  
 Those in outline of buffalo FTL 32 cts (HIGH step) clockwise then TTR;  
 Then, FTL 32 cts (HIGH step) counter-clockwise and flank in direction of next move.  
 All others MT 64 cts and flank in direction of next move.



Director Viewpoint

25

14. "C-O-L-O-R-A-D-O"  
CHEER

All Adjust 56 cts (low step) and halt (end facing east); horns down on count 1, horns up on close.

15. EAST SIDE, WEST SIDE  
CHEER (B. C. #1)

All MT 14 cts (east), TTR 2 cts (left); then MT 32 cts (west).

Guard / Dance routine 48 cts


16. FIGHT SEQUENCE / EXIT

All MT 28 cts (low step), then turn 4 cts (left) (last 4 cts of "Glory" - 1X).

All forward march toward south endzone (low step) during "Glory" - 2X, "Go Colorado" and "Fight CU".

17. COLORADO RAMP  
LINE-UP

Play "Glory Colorado" when Ralphie runs!! (Then move to stands)



Director Viewpoint